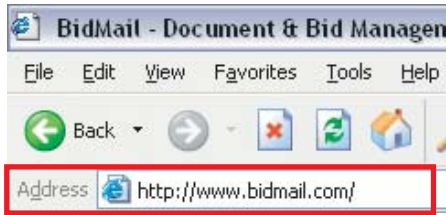
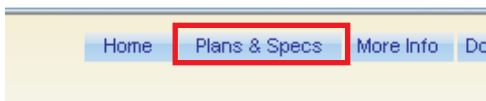


1. Open your web browser (Internet Explorer, Firefox, etc.) and go to **http://www.bidmail.com**




2. Click on **Plans and Specs** button on the top right side of the web page.



- 3a. If you have not registered on our website and do not have a password click **"New user? Click here to register"** and proceed to step 3b. If you forgot your password click **"Forgot your password? Click here"** and proceed to step 3c. If you have already registered and have a password, proceed to step 4.

Subcontractor Login



User Id:


Password:

[Forgot your password? Click here.](#)

[New User? Click here to register.](#)

Note: This site requires your browser to have Javascript and cookies enabled.

3b. You must fill in all registration information. If you were faxed an invitation please register with that fax number or else you will not be granted access to view plans. If you are a General Contractor that currently uses BidMail, you will have full access to all projects. If you are a subcontractor, you will only have access to projects the General Contractor has invited you to bid on. After you submit your registration information you will be faxed your user id and password.



Subcontractor Registration

Contact

Company:

First Name: **Last Name:**

Email: **Confirm Email:**

Fax Number: **Confirm Fax Number:**

Phone Number:

Address

Street 1:

Street 2: (Optional)

City: **State:** **Postal Code:**

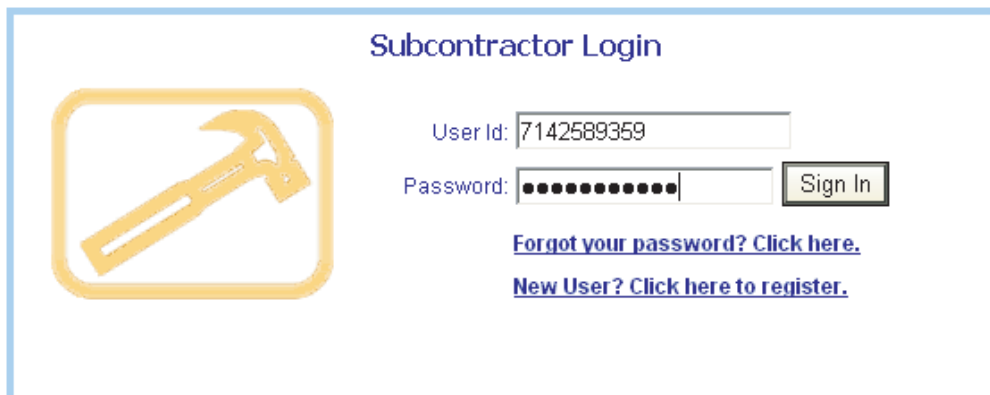
Country:

- 3c. Fill in your fax number that you registered with, phone, first and last name and click **proceed** to have your password faxed to you.



The screenshot shows the BidMail 'Retrieve Password' form. At the top is the BidMail logo. Below it, the text 'Retrieve Password' is displayed. A section titled 'Contact' contains four input fields: 'Fax Number:', 'Phone Number:', 'First Name:', and 'Last Name:'. A 'Proceed' button is located at the bottom of the form.

- 4. Once you have your user id (your fax number) and your password, type that in the login and click **Sign In**.



The screenshot shows the BidMail 'Subcontractor Login' form. On the left is a yellow hammer icon. To the right, there are two input fields: 'User Id:' with the value '7142589359' and 'Password:' with a masked password. A 'Sign In' button is to the right of the password field. Below the fields are two links: 'Forgot your password? Click here.' and 'New User? Click here to register.'

Note: This site requires your browser to have Javascript and cookies enabled.